

Reissue / Transfer of OCI

The Reissue/ Transfer of OCI is **MANDATORY** in the following cases:

- In case of change of personal particulars viz. nationality etc.,
- In case of loss/damage of OCI Card/U-visa.
- In case of Name change after marriage or name change on New Passport
- New OCI Re-issuance Guidelines - Update 2022. Please visit "<https://indianembassyusa.gov.in/pages/NjI>, for more info

The new OCI cards will not carry the OCI 'U' visa sticker page, instead there will be a special endorsement "LIFE TIME VISA" on the last page of the new OCI card.



Step by Step Instructions



The completion of the application may take up to 20 minutes



⚠ Kindly be ready with Scanned copy of the following items before starting the registration process.

<p style="text-align: center;">Applicant's Photo</p> <p>The images must be in jpeg or jpg format, with max size 500kb</p>	<p>The height and width of the Applicant Photo must be equal.</p> <p>The minimum dimensions are 200 pixels (width) x 200 pixels (height) The maximum dimensions are 1500 pixels (width) x 1500 pixels (height). The minimum dimensions are 200 pixels (width) x 67 pixels (height). The maximum dimensions are 1500 pixels (width) x 500 pixels (height).</p>
<p style="text-align: center;">Applicant's Signature</p> <p>The images must be in jpeg or jpg format, with max size 500kb</p>	<p>The height and width of the Signature Photo must have aspect ratio 3:1 The minimum dimensions are 200 pixels (width) x 200 pixels (height) The maximum dimensions are 1500 pixels (width) x 1500 pixels (height). The height and width of the Signature Photo must have aspect ratio 1:3. The minimum dimensions are 200 pixels (width) x 67 pixels (height). The maximum dimensions are 1500 pixels (width) x 500 pixels (height).</p> <p style="text-align: center;"> TIP "Paint" software can be used to resize the photos</p>
<p style="text-align: center;">Documents</p> <p>Document-Upload Section of Online OCI-Registration</p>	<p>Max file size allowed for a document file is 1000 kb</p> <p>Please scan the documents in a single file for each category as mentioned below for uploading.</p> <p>The document file should be in PDF format</p> <p> TIP An A-4 size page document Colour scanned at 100 DPI (Dots per inch resolution) will generate of file of between 200-250 kb.</p>

Documents-Uploaded Section of Online OCI- registration. Please upload the documents in the required category as per the list below.

Please note – It is mandatory to upload all the requisite documents on the Govt. Portal. If you don't comply with the requirement then your application will be returned unprocessed since it falls under the "Ineligible category"

DOCUMENTS TO BE UPLOADED ON GOVT. WEBISTE		
DOCUMET TITLE	OCI IN LIEU OF PIO	OCI IN LIEU OF LOST/ DAMGE PIO
Current Passport	Copy of Current Passport	Copy of Current Passport
Employment / Work Permit	Copy of US Visa if hold a non-US passport	Copy of US Visa if hold a non-US passport
Indian Origin	n/a	n/a
Indian Visa	n/a	n/a
Marriage Certificate	Notarized Sworn Joint Affidavit (if PIO Card was acquired through spouse)	Notarized Sworn Joint Affidavit (if PIO Card was acquired through spouse)
Naturalization Certificate	n/a	n/a
Renunciation Certificate	n/a	n/a
Status of Parents in US	n/a	n/a
Parental Auth. Form (if below 18 y/o)	Notarized PAF (if below 18 y/o)	Notarized PAF (if below 18 y/o)
PIO Card	Copy of PIO Card (first and last page)	Copy of lost PIO Card if available
OCI Card	n/a	n/a
Relationship Cert.	Copy of MC / Divorce Decree / Death Cert of Spouse whichever applies. Apostilled MC if OCI acquired through spouse.	Copy of MC / Divorce Decree / Death Cert of Spouse whichever applies. Apostilled MC if OCI acquired through spouse.
Spouse OCI Card	n/a	n/a

Please go to following link to start the application: <https://ociservices.gov.in/>

Please use Google Chrome or Internet Explorer browsers. Online OCI form is not compatible with Safari browser. It may NOT work on I-PAD, Tablet, Mobile phone browsers or Apple devices.


Online OCI Services

All Valid PIO-Card Holders may now register to become OCI-Card Holder.

For more details: [click here](#)

New OCI Registration	OCI Registration (In Lieu Of Valid PIO-Card)	OCI Registration (In Lieu Of Lost PIO-Card)
OCI Miscellaneous Services	OCI Document Upload/ Re-upload	OCI Image Upload/ Re-upload
Status Enquiry	Re-Print Submitted Applications	

Please click here

 **Online OCI Services**

OCI Miscellaneous Services


Please read the [Guidelines](#), [Instructions](#) and [FAQ's](#) before filling up this form

This service category of **Instructions For Applicant** in the following

Applicant applying for Miscellaneous OCI Services, please note-

- In case of issue: 1. It is mandatory to upload Applicant's image and Applicant's signature image during OCI-Registration.
- In case of char: 2. Both the images must be in jpeg or jpg format, with max size 30kb.
- In case of loss: 3. The height and width of the **Applicant Photo** must be equal.
*The minimum dimensions are 360 pixels (width) x 360 pixels (height).
The maximum dimensions are 900 pixels (width) x 900 pixels (height).*
- In case of man entering the per: 4. The height and width of the **Signature Photo** must have aspect ratio 3:1.
*The minimum dimensions are 360 pixels (width) x 120 pixels (height).
The maximum dimensions are 900 pixels (width) x 300 pixels (height).*
- In case of char: 5. Kindly be ready with both these images before starting the registration process.

Please read the instructions for photo and press OK

 **Online OCI Services**


OCI Miscellaneous Services

Please read the [Guidelines](#), [Instructions](#) and [FAQ's](#) before filling up this form


This service can be availed for re-issuance / issuance of duplicate OCI documents in the following category of cases:

- In case of issuance of new passport.
- In case of change of personal particulars viz. name, father's name, nationality etc.
- In case of loss/damage of OCI registration certificate/visa.
- In case of manually filled in applications (discontinued now) mistakes have been committed by the Indian Mission/Post/Office while entering the personal particulars.
- In case of change of address/occupation.

ANSWER THIS QUESTION

Question : What is the natural color of APPLE 


Answer :

 **Online OCI Services**

Select One Of The Following Options As Per Your Requirement

Please click here if making fresh application

If you have the Temporary number, please put it here to complete your application



Please answer the question



OCI Miscellaneous Services

Provide Required Information To Proceed

Passport Number * *Passport number is required*
(as in OCI card)

FILLUP ANY ONE OF THE FOLLOWING THREE FIELDS AS RECORDED IN THE OCI REGISTRATION CERTIFICATE / U-VISA

U-Visa No #
OCI Number # *OCI Number is required*
OCI File No #

FILLUP ANY ONE OF THE FOLLOWING TWO FIELDS AS RECORDED IN THE OCI REGISTRATION CERTIFICATE / U-VISA

Date Of Birth *
Mother's Name *

Proceed

Enter the details as per the **OCI card** in all these sections.



OCI Miscellaneous Services

Select One Of These Services *

- Change of Passport Particulars
- Change of Personal Particulars
- Loss / Damage of OCI Certificate / Visa
- Change of Address / Occupation

Please choose the desired service(s)

You may select all the options if required

Next

Online OCI Services

OCI Miscellaneous Registration Temporary Application ID
46020922XSTOE

Services Selected

Change of Passport Particulars
Change of Personal Particulars
Change of Address / Occupation

Place of submission*

Select Mission*

Please choose the correct location as per the Consular Jurisdiction in the USA

Passport Details

Enter latest Passport Number in which OCI(U-Visa) transferred*

Issue Place*

Issue Date*

As per Current USA/ Foreign passport

Personal Particulars

Surname*

Given Name*

Sex*

Date of Birth*

Place of Birth*

Visible Mark*

Marital Status*

Father/Guardian Name*

Mother Name*

Nationality*

As per Current USA/ Foreign passport

Please fill in the details as per the OCI card

Address and Occupation Details

Residential Address

Phone number*

Email

Occupation*

Occupation Details

Employer Address

Reason for Availing the Service*

Please fill in the details as per the OCI or if changing the address please put the new address/ phone or occupation details.

Please put the reason for availing the new OCI.

Click on submit

Online OCI Services

OCI- Registration Image Upload Temporary Application ID
46020922XSTOE

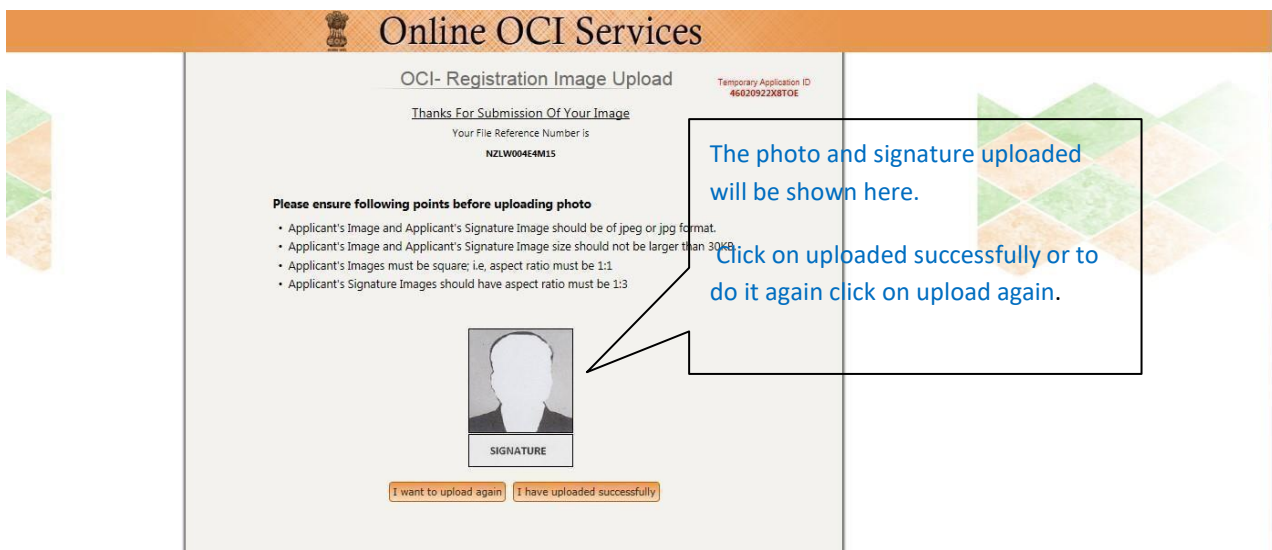
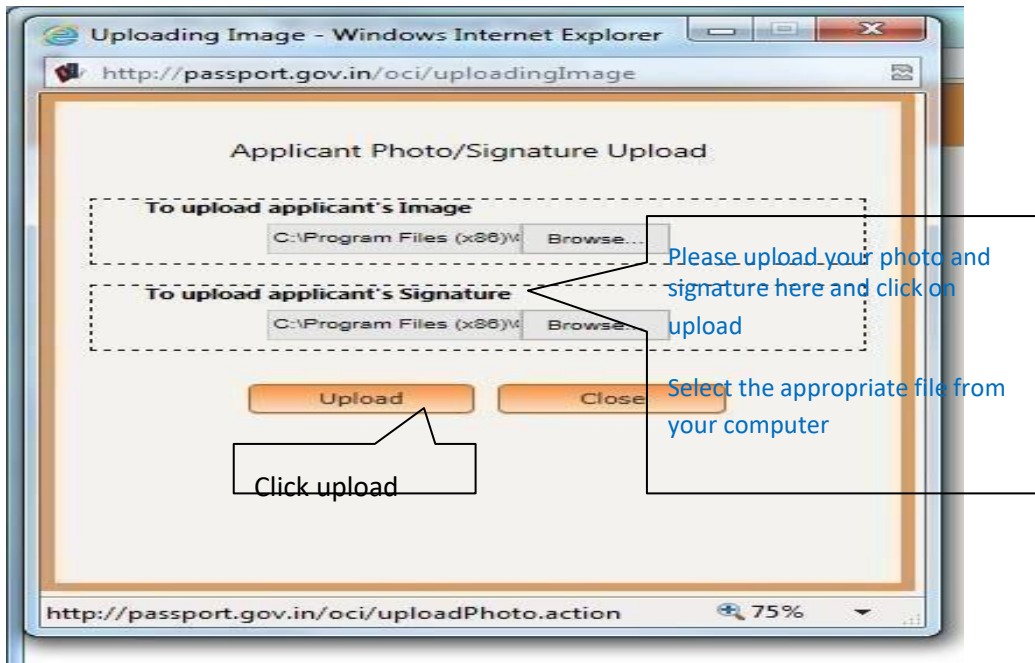
Thanks For Submission Of Your Details
Your File Reference Number is
NZLW004E4M15

Please ensure following points before uploading photo

- Applicant's Image and Applicant's Signature Image should be of jpeg or jpg format.
- Applicant's Image and Applicant's Signature Image size should not be larger than 30KB.
- Applicant's Images must be square, i.e., aspect ratio must be 1:1.
- Applicant's Signature Images should have aspect ratio must be 1:3
- If you don't want to upload photograph, you can click the sign up link to re-select.

Please note down the temporary Id before continuing with the image upload

Click here to proceed for the photo and signature as per the requirement



Online OCI Services

OCI Registration Part-B

Other Details of Applicant(s)

Citizenship Details

Have you/any member of your family applied for OCI registration earlier? Yes No
 If YES, give details(Reference No., when and where applied and what was the outcome)

Whether the applicant(s) sought asylum before applying for present citizenship? Yes No
 If YES, give specific details when and why

Whether the applicant(s) had ever been a citizen of Pakistan or Bangladesh at any time? Yes/No Yes No
 If YES, give specific details

Whether either of parents or grandparents or great-grandparents of applicant(s) had ever been citizen of Pakistan or Bangladesh at any time? Yes/No Yes No
 If YES, give specific details

Whether the applicant(s) (other than minor child/children) has worked / is working in Armed Forces/Para-military/Police/security/intelligence organizations? Yes/No Yes No
 If YES, give specific details

Present Nationality Details

Applicant Name	Present Nationality	Acquisition Method	Date
MEHUL VIJAY MO...DY	NEW ZEALAND	Select Method	

Other Details

Previous Nationality of Applicant(s) (If Any)
 MEHUL VIJAY MO...DY Select Country

Do you have relatives staying in India? Yes No

Has any of the applicant(s) faced criminal proceeding ? Yes No

Please complete these questions as per the appropriate option

Please complete these questions as per the appropriate option

Please complete these questions as per the appropriate option

Please click on submit

Online OCI Services

OCI Miscellaneous Services

Thanks For Submission Of Your Details

YOUR FILE REFERENCE NUMBER IS

NZINW004E5M115

YOU HAVE BEEN SUCCESSFULLY COMPLETED ONLINE OCI REGISTRATION.
 YOU ARE REQUESTED TO GENERATE FILLED REGISTRATION FORM FOR FUTURE REFERENCE.
 YOU ARE REQUESTED TO UPLOAD APPROPRIATE DOCUMENTS. OTHERWISE YOUR APPLICATION WILL NOT BE CONSIDERED.

To generate filled Registration Form

To Exit

Note down your File Reference which will be in the following format number

Please generate your form and a take print of it

